



**1983-84
OFFICIAL
MEDIA GUIDE**

Member Major Indoor Soccer League

TABLE OF CONTENTS

Team Directory	2
John Best, President	3
Freddie Goodwin, Vice President	4
Claudia Best, Director of Operations	4
Hal Childs, Director of Public Relations	5
Mary Moseley, Ticket Manager	6
Stars Staff	7
MISL 1982-83 Final Standings	8
MISL 1982-83 Statistical Leaders	9-11
MISL Award Winners	12
MISL 1983 Playoffs	13
MISL All-Time Leaders	14-15
Bob McNab	16
Meet the Stars	17-19, 22-27
1983-84 Schedule	20
Tacoma Stars Roster	21
Ticket Information	28
The Opponents	29-34
1983-84 MISL Schedule	35-39
Media Credentials	39
Tacoma Dome	40

The Tacoma Stars 1983-84 Media Guide was compiled and edited by Hal Childs and Gina Hickey. If you need further information please feel free to call either Hal or Gina at 627-8474.



CS 2267
Tacoma, WA 98401

Phone: (206) 627-8474
TWX: 910-441-2627

BOARD OF DIRECTORS

Russ Amick	Gary Milgard
Elbert Baker	Earl Powell
John Best	Bill Weyerhaeuser
Brad Cheney	George Weyerhaeuser
John Long	Lowry Wyatt
Tom McCully	Dave Young
W. Howarth Meadowcroft	

TEAM DIRECTORY

President/Director	John Best
Vice President	Freddie Goodwin
Director of Operations	Claudia Best
Director of Public Relations	Hal Childs
Head Coach	Bob McNab
Trainer	Bruce Snell
Team Administrator	Barbara Brown
Ticket Manager	Mary Moseley
Accountant	J. Martin Forbes
Public Relations Assistant	Gina Hickey
Sales Representative	Marc Cramer
Sales Representative	Jim Frank
Ticket Assistant	Lillian Cereghino
Receptionist	Janice Jones
Team Physician	Dr. James Foss
Team Dentist	Dr. Daniel Cook
Arena	Tacoma Dome
Capacity	20,284
Playing Surface	Super Turf
Dimensions	200' x 85'
Team Colors	Blue, Orange and Yellow
Ticket Prices	\$9.50, \$7.50, \$5.50



JOHN BEST

PRESIDENT

The leadership of the Tacoma Stars is in the capable hands of one of the most popular personalities ever involved in soccer in the Pacific Northwest.

Since coming to the Seattle Sounders as head coach in the team's inaugural season in 1974, Best has established himself as a classy and talented sports executive.

He coached the Sounders for three seasons before moving to the Vancouver Whitecaps in 1977 as General Manager. A year later, Best was elevated to President, a position he held through 1980.

Private business occupied Best's attention in 1981 before he returned to the Sounders at mid-year the following season.

Among his accomplishment's were directing the Whitecaps to the Soccer Bowl and championship of the North American Soccer League in 1979 and leading the Sounders into Soccer Bowl in 1982, where they were defeated by the New York Cosmos 1-0.

As a result of his efforts in building the Whitecaps into one of Canada's most successful sports franchises, Best was honored as Marketing Executive of the Year in Canada for 1980.

He played in the NASL from 1967 through 1973 and was an all-star defender with the Dallas Tornados. Best played in two league championship games with the Tornado and in four such appearances, both as player and administrator, has won twice and lost twice.



FREDDIE GOODWIN

VICE PRESIDENT

Freddie Goodwin brings a solid soccer background as player, coach and administrator to the Tacoma Stars in his position of Vice President.

Goodwin was the man largely responsible for the success of the Minnesota Kicks in the late 1970's when he coached them to three consecutive division titles from 1976 through 1978.

In addition, the Kicks played Toronto in the Soccer Bowl at the Kingdome in Seattle in 1976.

The Stars Vice President also served as President of the Minnesota franchise, when its attendance figures were among the best in the league.

Goodwin coached for ten years in the English First Division, two at Scunthorpe, two at Brighton and six seasons at Birmingham City.

He took Birmingham City from the bottom of the Second Division to the First Division and appeared in the FA Cup semi-finals in 1972 and 1975.

Goodwin played 12 seasons of professional soccer in the First Division with Manchester United and Leeds, playing in the FA Cup final with Manchester United in 1958.



CLAUDIA BEST

DIRECTOR OF OPERATIONS

"No Wimps Allowed."

That's the sign the greets a visitor to the office of Claudia Best, Director of Operations for the Tacoma Stars, and it succinctly expresses her administrative style.

Best brings a strong personality, an attention for detail, and a proven track record in professional sports management to the Stars.

She worked with Dick Vertlieb, highly respected sports management professional, and for sports impresario Herman Sarkowsky at Trail Capital Corporation before joining the Seattle Seahawks as their first employee under general manager John Thompson.

Best moved from there to the Vancouver Whitecaps from 1976 through 1980 as Director of Operations. During that period, the Whitecaps captured Soccer Bowl in 1979 and enjoyed their most successful attendance years in the club's history.

She was then involved for one year in the Soccer Collection Catalogue, official sports collection catalogue for the United States Soccer Federation.

Best served as Director of Operations for the Seattle Sounders in 1982, when she and husband John took over management of the franchise early in the season and propelled the Sounders to Soccer Bowl and dramatically impacted attendance.

She is a member of the prestigious University Women's Soccer Foundation.

Claudia Best is a Puget Sound native. She was born in Bremerton and attended Central Kitsap High School and Olympic Junior College.

She is married to Stars President John Best and they have three sons, Jeff 19, Jeremy 16, and Andrew 11.



HAL CHILDS

DIRECTOR OF PUBLIC RELATIONS

Hal Childs brings a rich background in sports public relations and administration to the Tacoma Stars in his role as Director of Public Relations.

Childs has been involved in the startup of the Seattle Sounders, the Seattle Supersonics of the National Basketball Association, and the Seattle Mariners of the American League as Director of Public Relations for all those franchises.

He has also served with the Golden State Warriors and the San Diego Clippers of the NBA. With the Warriors he was both Director and Assistant General Manager and was part of the management team when that franchise won the NBA championship in 1974-75.

Childs was Director of Public Relations for two seasons with the Clippers and his final year was Vice President, Communications with responsibility for public relations, league contacts, player personnel and player signing.

Prior to joining the professional ranks with the Sonics in 1967, Childs was Sports Information Director at the University of Oregon for six years.

He spent five months during the 1982-83 indoor season as public relations consultant for the Golden Bay Earthquakes of the Major Indoor Soccer League.



MARY MOSELEY

TICKET MANAGER

When Ticket Manager Mary Moseley sells a ticket to a Stars game, fans are dealing with someone who has experience on both sides of the dashboards.

She not only has a strong background in ticket operations, Moseley was also an outstanding athlete at Bowdoin College in Maine.

The Stars' ticket manager played field hockey at Bowdoin as a freshman and sophomore, then was instrumental in forming the school's soccer team.

Moseley played soccer as a junior and senior and in her final season was named Most Valuable Player. In addition, she played two seasons of ice hockey at Bowdoin.

A graduate of Mercer Island High School, Moseley returned home after receiving a Masters degree in Sports Administration at the University of Massachusetts.


She joined the Seattle Sounders in 1980 as Ticket Assistant and held that position through the 1982 season. Moseley left the Sounders at that time to write a biography of her grandmother entitled "A Path Apart."

Moseley is married to Dan Menz.


MEET THE STARS




Barbara Brown
Team Administrator




Jim Frank
Sales Representative



J. Martin Forbes
Accountant




Lillian Cereghino
Ticket Assistant



Gina Hickey
Public Relations Assistant



Janice Jones
Receptionist



Marc Cramer
Sales Representative

MISL 1982/83

FINAL STANDINGS

EASTERN DIVISION

	W	L	P	GB	GF	GA
Y Baltimore	30	18	.625	—	249	224
X Cleveland	29	19	.604	1	285	267
X Chicago	28	20	.583	2	285	239
X New York	24	24	.500	6	225	219
Pittsburgh	24	24	.500	6	250	247
Buffalo	22	26	.458	8	270	274
Memphis	19	29	.396	11	239	274

WESTERN DIVISION

	W	L	P	GB	GF	GA
Y San Diego	32	16	.667	—	289	230
X Wichita	27	21	.563	5	273	249
X St. Louis	26	22	.542	6	219	210
X Kansas City	26	22	.542	6	234	234
Phoenix	24	24	.500	8	249	255
Golden Bay	17	31	.354	15	240	290
Los Angeles	8	40	.167	24	191	286

Y = CLINCHED DIVISION TITLE

X = CLINCHED PLAYOFF SPOT

TEAM	HOME W/L	AWAY W/L	ONE GOAL W/L	OT W/L	VS. EAST W/L	VS. WEST W/L
1. Baltimore	19/5	11/13	14/8	4/3	17/7	13/11
2. Buffalo	13/11	9/15	6/9	1/3	11/13	11/13
3. Chicago	17/7	11/13	8/9	3/4	12/12	16/8
4. Cleveland	16/8	13/11	11/8	4/3	11/13	18/6
5. Golden Bay	8/16	9/15	7/12	3/4	6/18	11/13
6. Kansas City	17/7	9/15	13/6	5/1	13/11	13/11
7. Los Angeles	6/18	2/22	4/16	2/9	5/19	3/21
8. Memphis	15/9	4/20	9/14	1/4	8/16	11/13
9. New York	15/9	9/15	11/12	4/3	14/10	10/14
10. Phoenix	17/7	7/17	9/10	5/5	12/12	12/12
11. Pittsburgh	15/9	9/15	10/10	4/2	11/13	13/11
12. San Diego	19/5	13/11	11/5	7/3	16/8	16/8
13. St. Louis	15/9	11/13	10/7	5/2	12/12	14/10
14. Wichita	17/7	10/14	11/8	3/5	12/12	15/9

SCORING LEADERS

NAME/TEAM	GP	G	A	PTS
1. Steve Zungul, N.Y./G.B.	43	75	47	122
2. Stan Stamenkovic, Mem.	41	55	65	120
3. Julie Veee, S.D.	37	57	53	110
4. Stan Terlecki, Pitt.	45	65	40	105
5. Omar Gomez, Wich.	44	37	49	86
6. Craig Allen, Clev.	45	53	31	84
Keith Furphy, Clev.	48	56	28	84
Kai Haaskivi, Clev.	46	38	46	84
9. Steve David, Phx.	47	61	20	81
10. Ruben Astigarraga, Phx.	43	34	46	80
11. Kaz Deyna, S.D.	45	45	32	77
12. Carlos Salguero, Buff.	48	44	31	75
13. Karl-Heinz Granitza, Chi.	46	41	33	74
Pato Margetic, Chi.	47	41	33	74
15. Chris Dangerfield, G.B.	48	52	20	72
16. Vidal Fernandez, S.D.	47	34	37	71
Jorgen Kristensen, Wich.	42	15	56	71
18. Mike Lashchev, Buff.	46	40	30	70
19. Yilmaz Orhan, K.C.	45	43	26	69
20. Paul Child, Pitt.	45	47	21	68
Dave MacWilliams, Balt.	45	41	27	68
Tony Glavin, St.L.	44	50	18	68

Goal Scoring Leaders

1. Steve Zungul, N.Y./G.B.	75
2. Stan Terlecki, Pitt.	65
3. Steve David, Phx.	61
4. Julie Veee, S.D.	57
5. Keith Furphy, Clev.	56
6. Stan Stamenkovic, Mem.	55
7. Craig Allen, Clev.	53
8. Chris Dangerfield, G.B.	52
9. Tony Glavin, St.L.	50
10. Andy Chapman, Wich.	48

Assist Leaders

1. S. Stamenkovic, Mem.	65*
2. J. Kristensen, Wich.	56
3. Julie Veee, S.D.	53
4. Omar Gomez, Wich.	49
5. Steve Zungul, N.Y./G.B.	47
6. R. Astigarraga, Phx.	46
Kai Haaskivi, Clev.	46
8. Petar Baralic, Balt.	40
Stan Terlecki, Pitt.	40
10. Vidal Fernandez, S.D.	37

Power Play Goals

1. Craig Allen, Clev.	12
2. Chris Dangerfield, G.B.	11
3. Helmut Dudek, Mem.	10
Don Ebert, St.L.	10
Omar Gomez, Wich.	10
Heinz Wirtz, Balt.	10
Steve Zungul, N.Y./G.B.	10
8. Ruben Astigarraga, Phx.	9
Paul Child, Pitt.	9
Ade Coker, S.D.	9
Fred Grgurev, N.Y.	9
Stan Terlecki, Pitt.	9

Game-Winning Goals

1. Tony Glavin, St.L.	8
Steve Zungul, N.Y./G.B.	8
3. Keith Furphy, Clev.	7
Yilmaz Orhan, K.C.	7
5. Andy Chapman, Wich.	6
Kaz Deyna, S.D.	6
Joe Fink, Balt.	6
Tasso Koutsoukos, Chi.	6
Dave MacWilliams, Balt.	6
Elson Seale, K.C.	6

*Denotes League Record

TOP

NAME/TEAM	GAMES	MIN.
1. Zoltan Toth, NY	27	1555
2. Slobodan Ilievski, St.L.	44	2548
3. Keith Van Eron, Balt.	38	1969
4. Alan Mayer, S.D.	43	2407
5. Victor Petroni, K.C.	26	1498
6. Victor Nogueira, Chi.	28	1441
7. Enzo DiPede, K.C.	24	1362
8. Mike Dowler, Wich.	42	2502
9. Blaze Tamindzic, Phx.	39	2252
Krys Sobieski, Pitt.	41	2273
11. Shep Messing, N.Y.	24	1361
12. Kirk Shermer, L.A.	34	1797
13. Richard But, Mem.	31	1759
Chris Vaccaro, Clev.	35	1939
15. Ardo Perri, Buff.	32	1664

Penalty Situations

Team	Pen/Pim
1. Pittsburgh	140/291
2. Phoenix	141/285
3. Baltimore	137/277
4. Buffalo	130/260
5. Chicago	119/241
6. New York	112/224
7. San Diego	106/215
8. Cleveland	104/214
9. St. Louis	105/210
10. Los Angeles	100/206
11. Golden Bay	98/196
Wichita	92/196
13. Kansas City	87/177
14. Memphis	80/163

Penalty In Minutes Leaders

1. Mike Stankovic, Balt.	42
2. Paul Child, Pitt.	41
3. Peter Millar, Phx.	40
4. Omar Gomez, Wich.	38
5. Ingo Peter, Chi.	36
6. Craig Allen, Clev.	35
7. Steve Pecher, St.L.	34
Stan Terlecki, Pitt.	34
Julie Veee, S.D.	34
10. Blaze Tamindzic, Phx.	33

Hat Tricks

1. Steve Zungul, N.Y./G.B.	12
2. Stan Terlecki, Pitt.	8
3. Steve David, Phx.	7
Stan Stamenkovic, Mem.	7
5. Craig Allen, Clev.	6
Kaz Deyna, S.D.	6
Mark Liveric, N.Y.	6
Julie Veee, S.D.	6
9. Andy Chapman, Wich.	5
Keith Furphy, Clev.	5
Poli Garcia, L.A.	5
Pato Margetic, Chi.	5
Yilmaz Orhan, K.C.	5

Shorthanded Goals

1. Herv Guilliod, Buff.	5
2. Helmut Dudek, Mem.	4
Paul Kitson, N.Y.	4
4. Petar Baralic, Balt.	3
Stan Terlecki, Pitt.	3
Bob Vosmaer, Chi.	3

GOALKEEPERS

SOG FACED	SAVES	GOALS VERSUS	AVG.	W-L
635	342	104	4.01	12-14
1111	697	175	4.12	23-19
991	486	138	4.20	23-9
1116	560	172	4.29	30-10
778	395	112	4.49	14-10
722	396	110	4.58	14-12
645	285	109	4.80	12-12
1130	584	203	4.87	25-17
1124	601	183	4.88	19-18
1032	543	185	4.88	19-20
508	296	113	4.98	12-10
818	321	157	5.24	8-22
870	494	156	5.32	12-16
1130	567	172	5.32	21-11
844	438	148	5.34	15-13

Team	Power Play Goals-Att	PCT.
1. Wichita	41-91	45.1
2. Baltimore	37-86	43.0
3. Memphis	37-92	40.2
4. Pittsburgh	39-102	38.2
5. Golden Bay	36-96	37.5
6. San Diego	40-109	36.7
7. Phoenix	36-99	36.4
8. Cleveland	35-98	35.7
9. Kansas City	34-100	34.0
10. Chicago	30-90	33.3
11. New York	33-103	32.0
12. St. Louis	26-89	29.2
13. Los Angeles	20-70	28.5
14. Buffalo	29-108	26.9

Team	Penalty Killing GA/TS	PCT.
1. Kansas City	18-70	74.3
2. Chicago	25-97	74.2
3. Pittsburgh	38-124	69.4
4. Baltimore	38-117	67.5
5. New York	31-94	67.0
6. Phoenix	42-122	65.6
7. Buffalo	40-116	65.5
8. Memphis	26-70	62.9
9. Golden Bay	36-94	61.7
10. St. Louis	35-91	61.5
11. Cleveland	36-90	60.0
12. Wichita	30-74	59.5
13. San Diego	37-90	58.9
14. Los Angeles	40-86	53.5

Shorthanded Goals	
1. Chicago	7
2. Baltimore	6
Buffalo	6
4. New York	5
5. Memphis	3
Phoenix	3
Pittsburgh	3
San Diego	3
9. Cleveland	2
Golden Bay	2
Kansas City	2
Wichita	2
13. St. Louis	1
14. Los Angeles	0

Blocks	
1. Bernie James, Clev.	131
2. Dennis Mephram, Buff.	95
3. Branko Radovic, Clev.	92
4. Alan Kelley, L.A.	90
5. Mark Frederickson, K.C.	87
6. Greg Makowski, K.C.	86
7. Oscar Pisano, Buff.	84
8. Gene Strenicer, Phx.	83
9. Bob Vosmaer, Chi.	80

MISL AWARD WINNERS

MISL CHAMPION

- 1982-83 **SAN DIEGO SOCKERS**, *BOB BELL, Director*
1981-82 **NEW YORK ARROWS**, *JOHN LUCIANI, Director*
1980-81 **NEW YORK ARROWS**, *JOHN LUCIANI, Director*
1979-80 **NEW YORK ARROWS**, *JOHN LUCIANI, Director*
1978-79 **NEW YORK ARROWS**, *JOHN LUCIANI, Director*

MOST VALUABLE PLAYER/Regular Season

- 1983-84 *Presented by Budweiser*
1982-83 **ALAN MAYER**, *SAN DIEGO*
1981-82 **STEVE ZUNGUL**, *NEW YORK*
STAN TERLECKI, *PITTSBURGH*
1980-81 **STEVE ZUNGUL**, *NEW YORK*
1979-80 **STEVE ZUNGUL**, *NEW YORK*
1978-79 **STEVE ZUNGUL**, *NEW YORK*

SCORING CHAMPION

- 1983-84 *Presented by Camel*
1982-83 **STEVE ZUNGUL**, *NY/GOLDEN BAY*
1981-82 **STEVE ZUNGUL**, *NEW YORK*
1980-81 **STEVE ZUNGUL**, *NEW YORK*
1979-80 **STEVE ZUNGUL**, *NEW YORK*
1978-79 **FRED GRGUREV**, *PHILADELPHIA*

COACH-OF-THE-YEAR

- 1983-84 *Presented by MISL*
1982-83 **PAT McBRIDE**, *KANSAS CITY*
1981-82 **DAVE CLEMENTS**, *DENVER*
1980-81 **DON POPOVIC**, *NEW YORK*
1979-80 **LEN BILOUS**, *PITTSBURGH*
PAT McBRIDE, *ST. LOUIS*
1978-79 **TIMO LIEKOSKI**, *HOUSTON*

ROOKIE-OF-THE-YEAR

- 1983-84 *Presented by AMF Voit*
1982-83 **KURT SHERMER**, *LOS ANGELES*
1981-82 **GERMAIN IGLESIAS**, *BUFFALO*
1980-81 **DON EBERT**, *ST. LOUIS*
1979-80 **JIM SINCLAIR**, *BUFFALO*

TOP GOALKEEPER

- 1983-84 *Presented by MISL*
1982-83 **ZOLTAN TOTH**, *NEW YORK*
1981-82 **SLOBO ILIJEVSKI**, *ST. LOUIS*
1980-81 **ENZO DI PEDE**, *CHICAGO*
1979-80 **SEPP GANTENHAMMER**, *HOUSTON*
1978-79 **PAUL HAMMOND**, *HOUSTON*

MOST VALUABLE PLAYER/Playoffs

- 1983-84 *Presented by Budweiser*
1982-83 **JULIE VEEE**, *SAN DIEGO*
1981-82 **STEVE ZUNGUL**, *NEW YORK*
1980-81 **STEVE ZUNGUL**, *NEW YORK*
1979-80 **STEVE ZUNGUL**, *NEW YORK*
1978-79 **SHEP MESSING**, *NEW YORK*

**PASS MASTER
(Most Assists)**

1983-84 **Presented by BATA Shoe Co.**
1982-83 **STAN STAMENKOVIC, MEMPHIS**
1981-82 **STEVE ZUNGUL, NEW YORK**
1980-81 **JORGEN KRISTENSEN, WICHITA**
1979-80 **STEVE ZUNGUL, NEW YORK**
1978-79 **FRED GRGUREV, PHILADELPHIA**

DEFENDER AWARD

1983-84 **Presented by MISL**
1982-83 **BERNIE JAMES, CLEVELAND**
1981-82 **VAL TUKSA, NEW YORK**

MISL PLAYOFF '83

CHAMPIONSHIP SERIES '83

San Diego 6, Baltimore 0 (5/13/83 at San Diego)
San Diego 7, Baltimore 0 (5/15/83 at San Diego)
Baltimore 4, San Diego 3 (5/17/83 at Baltimore)
Baltimore 7, San Diego 6 OT (5/19/83 at Baltimore)
San Diego 3, Baltimore 1 (5/23/83 at San Diego)
San Diego Wins Best-of-Five Series, 3-2

SEMIFINAL SERIES

Baltimore 11, New York 4 (4/19/83 at Baltimore)
New York 7, Baltimore 6 (4/22/83 at New York)
Baltimore 8, New York 3 (4/23/83 at Baltimore)
Baltimore Wins Best-of-Three Series, 2-1

Chicago 9, Cleveland 5 (4/19/83 at Cleveland)
Cleveland 5, Chicago 4 (4/21/83 at Chicago)
Cleveland 7, Chicago 5 (4/23/83 at Cleveland)
Cleveland Wins Best-of-Three Series, 2-1

Wichita 6, St. Louis 5 OT (4/19/83 at Wichita)
St. Louis 8, Wichita 2 (4/23/83 at St. Louis)
Wichita 9, St. Louis 7 (4/26/83 at Wichita)
Wichita Wins Best-of-Three Series, 2-1

San Diego 6, Kansas City 2 (4/20/83 at San Diego)
San Diego 9, Kansas City 4 (4/23/83 at Kansas City)
San Diego Wins Best-of-Three Series, 2-0

QUARTERFINALS

Cleveland 7, Baltimore 6 (4/26/83 at Baltimore)
Baltimore 10, Cleveland 5 (4/29/83 at Baltimore)
Baltimore 7, Cleveland 3 (5/5/83 at Cleveland)
Cleveland 6, Baltimore 3 (5/7/83 at Cleveland)
Baltimore 8, Cleveland 6 (5/10/83 at Baltimore)
Baltimore Wins Best-of-Five Series, 3-2

San Diego 8, Wichita 5 (4/28/83 at San Diego)
San Diego 5, Wichita 2 (4/30/83 at San Diego)
San Diego 4, Wichita 3 (5/6/83 at Wichita)
San Diego Wins Best-of-Five Series, 3-0

ALL-TIME LEADERS

Goal Scorers

1. Steve Zungul	419
2. Fred Grgurev	217
3. Joe Fink	191
4. Pat Ercoli	148
5. Stan Terlecki	139
6. Don Ebert	136
7. Dave MacWilliams	133
8. Kai Haaskivi	128
9. Yilmaz Orhan	127
10. Tony Glavin	121
11. Ian Anderson	119
Steve David	119
13. Branko Segota	118
14. Andy Chapman	116
Keith Furphy	116
16. Iubo Petrovic	112
17. Vic Davidson	109
Graham Fyfe	109
19. Omar Gomez	106
20. Stan Stamenkovic	101
21. Mark Liveric	100
22. Paul Child	99
Paul Kitson	99
24. Helmut Dudek	98
25. Damir Sutevski	93

Assists

1. Steve Zungul	222
2. Andy Chapman	169
3. Jorgen Kristensen	159
4. Fred Grgurev	136
5. Ian Anderson	119
6. Dave MacWilliams	116
7. Stan Stamenkovic	112
8. Kai Haaskivi	107
9. Luis Alberto	106
10. Branko Segota	98
Omar Gomez	98
12. Kevin Kewley	95
13. Ernie Buriano	89
14. Ruben Astigarraga	88
Julie Vee	88
16. Joe Fink	87
Ty Keough	87
18. Oscar Albuquerque	86
19. Stan Terlecki	83
20. Pat Ercoli	82
John Stremmlau	82
22. Yilmaz Orhan	81
23. Dave MacKenzie	79
24. Iubo Petrovic	78

Points

1. Steve Zungul	641
2. Fred Grgurev	353
3. Joe Fink	278
4. Dave MacWilliams	249
5. Ian Anderson	238
6. Kai Haaskivi	235
7. Pat Ercoli	230
8. Branko Segota	216
9. Stan Stamenkovic	213
10. Stan Terlecki	212

Points (cont.)

11. Yilmaz Orhan	208
12. Omar Gomez	204
13. Jorgen Kristensen	202
14. Don Ebert	193
15. Iubo Petrovic	190
16. Tony Glavin	188
17. Luis Alberto	186
18. Kevin Kewley	181
19. Graham Fyfe	178
20. Julie Vee	174

Power Play Goals

1. Steve Zungul	49
2. Fred Grgurev	38
3. Joe Fink	31
4. Kai Haaskivi	28
5. Don Ebert	27
Graham Fyfe	27
7. Helmut Dudek	26
8. Omar Gomez	25
9. Ian Anderson	23
Iubo Petrovic	23

Game Winning Goals

1. Steve Zungul	52
2. Joe Fink	26
3. Fred Grgurev	20
Tony Glavin	20
5. Andy Chapman	16
Kai Haaskivi	16
7. Dave MacWilliams	14
8. Luis Alberto	13
Don Ebert	13
Paul Kitson	13
Yilmaz Orhan	13
12. Ian Anderson	12
Vic Davidson	12
Branko Segota	12

Hat Tricks

1. Steve Zungul	78
2. Fred Grgurev	29
3. Kai Haaskivi	20
4. Branko Segota	18
5. Don Ebert	15

Games

1. John Stremmlau	182
2. Fred Grgurev	180
3. Dave MacKenzie	179
4. Joe Fink	178
5. Pat Ercoli	174
Carl Rose	174
7. Steve Zungul	173
8. Ian Anderson	171
9. Alan Kelley	169
10. Jim Pollihan	164
11. Val Tuksa	162
12. Sam Bick	159
13. Bill McNichol	156
14. Doc Lawson	155
Gene Strencier	155

ALL-TIME LEADERS GOALKEEPERS

(Minimum 1500 Minutes Played)

Winning Percentage

1. Shep Messing	.750
2. Zoltan Toth	.695
3. Keth Van Eron	.636
4. Alan Mayer	.630
5. Sloba Ilijevski	.624
6. Mike Dowler	.594
7. Krys Sobieski	.585
8. Chris Vaccaro	.582
9. Sepp Gantenhammer	.547
10. Victor Petroni	.538
Van Taylor	.538

Most Shots

1. Shep Messing	5019
2. Keith Van Eron	4710
3. Sloba Ilijevski	4591
4. Richard But	3979
5. Mike Dowler	3853
6. Jim May	3096
7. Enzo DiPede	3060
8. Gary Allison	3042
9. Alan Mayer	2975
10. Sepp Gantenhammer	2960

Most Wins

1. Shep Messing	93
2. Keith Van Eron	75
3. Sloba Ilijevski	68
4. Mike Dowler	63
5. Alan Mayer	51
6. Zoltan Toth	41
7. Krys Sobieski	38
8. Sepp Gantenhammer	35
Scott Manning	35
10. Richard But	34

Highest Avg. Shots/Game

1. Cliff Brown	52.3
2. Roy Messing	51.2
3. Pascale Antoine	47.3
4. John Houska	47.2
5. Bill Mishalow	47.0
6. Gary Allison	46.6
7. Richard But	45.4
8. Jim May	42.5
9. Sloba Ilijevski	42.2
10. Enzo DiPede	41.3

Most Losses

1. Richard But	53
2. Mike Dowler	43
Keith Van Eron	43
4. Scott Manning	42
5. Sloba Ilijevski	41
6. Gary Allison	40
Enzo DiPede	40
8. Jim May	38
9. Shep Messing	31
10. Alan Mayer	30
Bill Mishalow	30

Most Saves

1. Shep Messing	2315
2. Sloba Ilijevski	2283
3. Keith Van Eron	2017
4. Mike Dowler	1866
5. Richard But	1701
6. Alan Mayer	1341
7. Enzo DiPede	1326
8. Jim May	1325
9. Scott Manning	1229
10. Gary Allison	1148

Most Games

1. Keith Van Eron	135
2. Shep Messing	132
3. Sloba Ilijevski	112
4. Mike Dowler	107
5. Jim May	101
6. Scott Manning	98
7. Richard But	97
8. Victor Petroni	93
9. Gary Allison	82
10. Sepp Gantenhammer	74

Most Goals Against

1. Shep Messing	599
2. Keith Van Eron	536
3. Mike Dowler	476
4. Richard But	475
5. Jim May	409
6. Scott Manning	395
7. Sloba Ilijevski	379
8. Alan Mayer	365
9. Gary Allison	363
10. Sepp Gantenhammer	319

Most Minutes

1. Shep Messing	7414
2. Keith Van Eron	6968
3. Sloba Ilijevski	6529
4. Mike Dowler	6267
5. Richard But	5263
6. Alan Mayer	4886
7. Enzo DiPede	4445
Scott Manning	4445
9. Jim May	4366
10. Sepp Gantenhammer	3967

Lowest Goals Against

1. Ardo Perri	3.66
2. Sloba Ilijevski	4.19
3. Zoltan Toth	4.20
4. Victor Petroni	4.36
5. Pascal Antoine	4.41
6. Alan Mayer	4.48
7. Mike Dowler	4.56
8. Krys Sobieski	4.62
Keith Van Eron	4.62
10. Aly Anderson	4.74



BOB McNAB

HEAD COACH

Bob McNab, captain of fabled Arsenal in the English First Division and a four-time international performer for England, has been assigned the head coaching duties for the Tacoma Stars.

McNab played nine seasons for Arsenal and was the hub of a stingy defense that was the hallmark of that successful team.

While playing with Arsenal, McNab participated on the 1971 team which achieved the rare double, winning the FA Cup and the English League championship. Only one other team in the history of English soccer has matched that rare feat.

Arsenal was runner-up for the FA Cup in 1972, won the European Fairs Cup in 1970 and twice reached the finals of the League Cup with McNab as the defensive anchor.


The Stars coach began his professional career with Huddersfield in 1961 and played for that team until 1966 when he moved to Arsenal for a record at that time 50,000 pound transfer fee.

He also played with Wolverhampton in 1976 and the San Antonio Thunder that same year as he concluded his playing career.

McNab served as assistant coach with the Vancouver Whitecaps in 1979 and played a major role as that team surged to Soccer Bowl and the North American Soccer League championship.

He served as head coach in 1980, then turned to a variety of private business ventures in Vancouver. McNab coached the B. C. Selects, a senior amateur team in Vancouver last season, and that group captured the Canadian National Amateur Championship.

MEET THE STARS



JOHN BARETTA GOALKEEPER


6-0 185 28 Canada

24

Played five games for Buffalo in 1982-83 season. . .but was sidelined most of campaign with knee injury.. .posted 2-2 record with Stallions. . .while allowing an average of 6.99 goals per game. . .veteran of two outdoor seasons with Edmonton in North American Soccer League. . .also starred for Drillers during 1980-81 and 1981-82 indoor seasons. . .posted 5.44 goals against average as Edmonton captured NASL Indoor title in 1980-81. . .and the following season had a 5.30 GAA and finished third in league in that category among goalkeepers. . .attended Eastern Illinois. . . and was collegiate All-American in 1978. . .born in Edmonton. . .married to Kayla Beth. . .son Christopher John was born July 28, 1982.

FRANK BARTON MIDFIELDER

5-10 174 36 England




19

Veteran of English soccer and Seattle Sounders of North American Soccer League. . .played four seasons with Sounders. . .scoring 11 goals and ten assists in 76 appearances. . .spent 1979-80 campaign with Wichita Wings in MISL. . .scoring nine goals and nine assists in 27 games. . .credited with three man-advantage goals and two game winners. . .spent 14 minutes in the penalty box. . .appeared in 27 games for the Wings. . .played three playoff games that season. . .and credited with two assists. . .born in Barton-Upon-Humber, England. . .now resides in Bellevue. . .and operates indoor soccer facility in Federal Way. . .married to Janet. . .has three children, Karl born February 5, 1969, Kieran born March 28, 1971 and Kelly born March 15, 1975.

BARTON'S MISL CAREER STATISTICS

Season	Team	GP	GL	A	PTS	MAG	GW	PIM	BL
79-80	Wichita	27	9	9	18	3	2	14	--



RALPH BLACK

DEFENDER

5-7 148 20 United States

12

Member of Baltimore's Eastern Division champions last winter. . .appeared in 22 games for the Blast. . .scored five points. . . all on assists. . .logged 10 minutes of penalty time. . .and blocked 24 shots. . .appeared in nine playoff games. . . with 13 blocks and two points evenly split between one goal and one assist. . .played for Denver Avalanche in 1981-82. . .appearing in 40 games. . .scoring 16 points on six goals and ten assists. . .booted home one game-winner. . .and was pegged for 12 penalty minutes. . .born in Scotland. . .but moved to this country at age three months. . .attended Capuchino High School in San Bruno, California. . .single.


BLACK'S MISL CAREER STATISTICS

Season	Team	GP	GL	A	PTS	MAG	GW	PIM	BL
81-82	Denver	40	6	10	16	0	1	12	--
82-83	Baltimore	22	0	5	5	0	0	10	24
	Totals	62	6	15	21	0	1	22	24

CHARLIE CAREY

FORWARD

5-7 150 25 Canada




10

Three-year MISL veteran. . .has scored 79 goals and 22 assists for 101 points in 113 appearances. . .best scoring season was 1981-82 with Denver when he led Avalanche in scoring with 54 points on 42 goals and 12 assists. . .he was tenth-leading goal scorer in MISL. . .and 18th in total points. . . twice has been named Player of the Week in MISL. . .for the week of December 29th during 1980-81 season. . .and for the week of April 19th during 1981-82 campaign. . . played in all 48 games for Kansas City last season. . .scoring 26 points on 19 goals and seven assists. . .played collegiately at Cleveland State. . .led team in scoring as senior. . .born in Port Glasgow, Scotland.

CAREY'S MISL CAREER STATISTICS

Season	Team	GP	GL	A	PTS	MAG	GW	PIM	BL
80-81	Denver	25	18	3	21	7	3	16	--
81-82	Denver	40	42	12	54	9	3	22	--
82-83	Kansas City	48	19	7	26	2	1	4	8
	Totals	113	79	22	101	17	7	42	8




TONY CHURSKY GOALKEEPER

5-11 165 30 Canada

13 Seven-year NASL veteran. . .including three seasons with Seattle Sounders. . .was NASL's leading goalkeeper in 1976 with 0.91 goals against average. . .also credited with nine shut-outs. . .spent 1979 with California and Chicago. . .then was with Toronto for three seasons from 1980 through 1982. . .ranks second on list of NASL goalkeepers in career shutouts with 38. . .other career stats include 13,148 minutes. . .and 1.59 goals against average. . .married to Donna. . .has two sons Ian and Alex. . .attended Simon Fraser University.

RAY EVANS DEFENDER

5-11 178 34 England



2 Spent past two outdoor seasons with Seattle Sounders of North American Soccer League . . .serving as team captain in 1983. . .after earning second-team all-league honors previous season. . .played for California in 1978 and was first-team all-league selection. . .was a second-team all-league choice in 1977 with St. Louis. . .played for Tottenham Hotspur, Millwall, Fulham and Stoke City in English soccer. . .member of European Cup championship team in 1972 at Tottenham. . .and played for same squad when they finished second in same competition in 1974. . .captain of the England Youth International team in 1968. . .first try at indoor game. . .married to Sandra. . .they have two children Shelley born May 16, 1973 and Lee born October 20, 1976.

TACOMA STARS

1983-84 SCHEDULE

NOVEMBER

Sat	5	LOS ANGELES	7:35
Wed	9	ST. LOUIS	7:35
Sat	12	at Phoenix	6:35
Wed	16	BUFFALO	7:35
Wed	23	CLEVELAND	7:35
Tues	29	NEW YORK	7:35

DECEMBER

Fri	2	at St. Louis	5:35
Sun	4	at Wichita	4:05
Tues	6	at Cleveland	5:05
Fri	9	at Pittsburgh	5:05
Sun	11	at Baltimore	11:05
Wed	14	WICHITA	7:35
Sat	17	PHOENIX	7:35
Tues	20	PITTSBURGH	7:35
Wed	28	KANSAS CITY	7:35

JANUARY

Fri	6	at Kansas City	5:35
Sat	7	at Wichita	6:05
Sat	14	at Phoenix	6:35
Tues	17	ST. LOUIS	7:35
Sat	21	BALTIMORE	7:35
Wed	25	NEW YORK	7:35
Fri	27	at Los Angeles	7:35
Sat	28	WICHITA	7:35

FEBRUARY

Wed	1	at Memphis	5:35
Fri	3	at Pittsburgh	5:05
Sun	5	at Buffalo	10:35
Wed	8	MEMPHIS	7:35
Fri	10	at Kansas City	5:35
Sun	12	at St. Louis	12:05
Wed	15	MISL ALL-STAR GAME at St. Louis	
Sun	19	at Los Angeles	6:05
Wed	22	BUFFALO	7:35
Sat	25	at Phoenix	6:35
Wed	29	ST. LOUIS	7:35

MARCH

Sat	3	LOS ANGELES	7:35
Tues	6	at Memphis	5:35
Fri	9	at New York	5:05
Sat	10	at Baltimore	4:35
Wed	14	KANSAS CITY	7:35
Sat	24	PHOENIX	7:35
Wed	28	WICHITA	7:35
Fri	30	at Kansas City	5:25

APRIL

Wed	4	PHOENIX	7:35
Fri	6	at St. Louis	5:35
Sat	7	at Wichita	5:35
Tues	10	CLEVELAND	7:35
Thur	12	at Los Angeles	7:35
Sat	14	LOS ANGELES	7:35
Sat	21	KANSAS CITY	7:35


Stars home games at Tacoma Dome.
All times listed are Pacific Standard Time.

TACOMA STARS ROSTER


NO.	NAME	POS.	HGT.	WGT.	AGE	CITIZENSHIP
24	John Baretta	G	6-0	185	28	Canada
19	Frank Barton	M	5-10	174	36	England
12	Ralph Black	D	5-7	148	20	USA
10	Charlie Carey	F	5-7	150	25	Canada
13	Tony Chursky	G	5-11	165	30	Canada
2	Ray Evans	D	5-11	178	34	England
23	Danko Grgic	M	5-9	155	29	Yugoslavia
4	Gary Heale	F	6-0	180	25	England
21	Chris Hellenkamp	M	5-11	160	22	USA
7	Stewart Jump	D	5-9	155	31	England
6	Zach Ledic	M	6-0	180	31	Yugoslavia
5	Neil Megson	D	6-2	170	21	England
14	Gordon Miller	D	6-1	175	23	Canada
26	Matty Miller	M	5-8	154	19	USA
15	Richie Parchment	D	6-0	165	25	Canada
11	Paul Roe	M	5-7	160	24	Canada
3	Jim Sinclair	D	5-7	165	32	Canada
9	Peter Stipanick	F	5-10	170	28	Canada
8	Alan Taylor	F	5-10	160	29	England
18	Lawrence Tierney	D	6-0	170	24	Scotland
17	Geoff Wall	M	5-9	160	19	USA

DANKO GRGIC **MIDFIELDER**

5-9 155 29 Yugoslavia



23 Surprise of the pre-season. . .joined team just two weeks before start of season. . . credited with one goal and one assist in pre-season opener vs. Phoenix. . .then scored hat trick in scrimmage against Pride at Phoenix. . .home is Mostar, Yugoslavia. . .same town as Stars teammate Zach Ledic . . . has played almost exclusively indoors in native Yugoslavia.



CHRIS HELLENKAMP **MIDFIELDER**

5-11 160 United States

21 Tacoma native. . .who played for Stadium High School. . .member of Portland Timbers in North American Soccer League in 1981 and 1982. . .and appeared in 13 contests for the Timbers over that two-year span. . .single. . .born in Tacoma.

STEWART JUMP **DEFENDER**


5-9 155 31 England



7 Four-year veteran. . .played for Baltimore's Eastern Division champions last season. . . appeared in 43 games. . .scored one goal and two assists for three points. . .and blocked team high 61 shots. . .in 120 MISL appearances has scored 34 goals and 51 assists for 85 points. . .second-team all-league performer and MISL's eighth-leading scorer with 39 points for Houston in 1978-79. . .played for Crystal Palace in English First Division from 1973 through 1977. . .performed in North American Soccer League with Tampa Bay and Minnesota. . .single.

JUMP'S MISL CAREER STATISTICS

Season	Team	GP	GL	A	PTS	MAG	GW	PIM	BL
78-79	Houston	21	21	18	39	4	5	20	--
79-80	Houston	24	7	17	24	2	0	2	--
81-82	New Jersey	32	5	14	19	1	2	8	--
82-83	Baltimore	43	1	2	3	0	0	12	61
	Totals	120	34	51	85	7	7	42	61




DUBRAVKO LEDIC MIDFIELDER

6-0 180 31 Yugoslavia


6 Made eight international appearances for Yugoslavia. . .and appeared in 500 matches for Velez Mostar in the Yugoslavian First Division. . .played for Edmonton Eagles in Canadian Professional Soccer League in 1983. . .named Most Valuable Player in the CPSL. . .and also selected as MVP in the playoffs. . .as he sparked Edmonton to league championship. . .nickname is Zach.

NEIL MEGSON DEFENDER

6-2 170 21 United States



5 Played for Seattle Sounders in 1983. . .son of former Portland Timbers coach Don Megson. . .his father was outstanding player at Sheffield Wednesday in English First Division. . .and longtime playing rival of Stars head coach Bob McNab. . .moved to this country at age 16. . .played for Bristol Rovers youth team in England. . .attended Lake Oswego High School in Portland area. . .and was named Player of the Year in the state of Oregon. . .played for Portland Timbers "B" team.



GORDON MILLER

DEFENDER

6-1 175 23 Canada

14

Durable MISL veteran. . .who has missed just three of a possible 132 contests over three seasons. . .played two seasons at Denver. . .where he scored 15 points on four goals and 11 assists in 82 games. . .last winter played for Los Angeles. . .where he appeared in 47 games. . .scoring three goals and four assists for seven points. . .while blocking 39 shots. . .played in 84 consecutive contests for Denver. . .graduated from Georgetown, Ontario High School. . .attended Laurentian University in Toronto one year before turning professional. . .and was selected to the All-Ontario University team as a freshman. . .born in Georgetown, Ontario. . .single.


MILLER'S MISL CAREER STATISTICS

Season	Team	GP	GL	A	PTS	MAG	GW	PIM	BL
80-81	Denver	38	2	7	9	0	0	14	--
81-82	Denver	44	2	4	6	0	0	10	--
82-83	Los Angeles	47	3	4	7	1	1	14	39
	Totals	129	7	15	22	1	1	38	39

RICHIE PARCHMENT

DEFENDER

6-0 165 25 Canada




15

Three-year Major Indoor Soccer League veteran. . .who played last season with Phoenix. . .where he played in 42 games. . .scoring 14 points on nine goals and five assists while appearing in 57 games. . .born in Jamaica. . .attended McLaughlin High School in Toronto. . .and Durham College. . .single.

PARCHMENT'S MISL CAREER STATISTICS

Season	Team	GP	GL	A	PTS	MAG	GW	PIM	BL
80-81	Denver	36	5	4	9	0	0	12	--
81-82	Denver	21	4	1	5	0	0	2	--
82-83	Phoenix	42	9	4	13	0	2	18	17
	Totals	99	18	9	27	0	2	18	17



PAUL ROE MIDFIELDER

5-7 160 24 Canada

11 Played three seasons in North American Soccer League. . .with that experience coming in Toronto and Edmonton. . .appeared in 11 games. . .also played indoors for Drillers. . .where he teamed with goalkeeper John Baretta. . .born in Manchester, England. . .attended high school in Canada. . .played for Edmonton on 1980-81 NASL Indoor championship team. . .married to Kathrine.

JIM SINCLAIR DEFENDER

5-7 165 32 Canada




3 Former MISL Rookie of the Year with Buffalo in 1979-80. . .played four seasons with Stallions. . .appearing in 151 games, scoring 30 goals and 35 assists for 65 points. . .credited with 71 blocked shots last season. . .his best offensive campaign was 1981-82 when he scored 27 points on 11 goals and 16 assists. . .played 95 consecutive games for Stallions. . his 151 games ranks him 20th all-time in that category in the MISL. . .born in Glasgow, Scotland. . .played for Kingsridge High School in Glasgow. . .and on the Scotland Juniors Select Team. . .married to Christine. . .has two children, Lisa born January 13, 1975 and Paula born September 10, 1976.

SINCLAIR'S MISL CAREER STATISTICS


Season	Team	GP	GL	A	PTS	MAG	GW	PIM	BL
79-80	Buffalo	32	6	2	8	0	1	8	--
80-81	Buffalo	40	10	11	21	0	0	34	--
81-82	Buffalo	43	11	16	27	0	0	4	--
82-83	Buffalo	36	3	6	9	0	1	8	71
	Totals	151	30	35	65	0	2	54	71

PETER STIPANCIK FORWARD

5-10 170 28 Canada



9 Outstanding amateur player from Vancouver, B.C. . .played key role for B.C. Selects . .Canadian National amateur championship team in 1983. . .coach of that team was Stars mentor Bob McNab. . .Stipancik earned spot on basis of performance in Tacoma tryouts. . .where he displayed outstanding offensive skills. . .single.



ALAN TAYLOR FORWARD


5-10 160 29 England

8 Made English soccer history when he scored six goals in the final three rounds of the 1975 FA Cup to spark West Ham United to the championship. . .he scored both goals in 2-0 win over Arsenal and current Stars head coach Bob McNab in quarter-finals. . .scored two more in semi-finals. . .then accounted for both goals in the FA Cup Final at Wembley Stadium as West Ham defeated Fulham 2-0. . .made 98 appearances for West Ham in league play. . .and scored 25 goals. . .spent past four seasons with Vancouver Whitecaps. . .best year was 1981 when he scored 11 goals in 17 games. . .also played with Rochdale and Norwich in English professional soccer. . .married to Jeanette. . .their son Gary is four and one-half years old.

LAWRENCE TIERNEY

DEFENDER


6-0 170 24 Scotland



18 Two-year veteran of MISL. . . appeared in 40 games for Phoenix in 1981-82. . . scoring 15 points on four goals and 11 assists. . . three of his four goals were game-winners. . . started 1982-83 campaign with Phoenix. . . and played in six games . . before being traded to Golden Bay. . . where he appeared in 16 contests. . . credited with three assists . . born in Edinburgh, Scotland. . . attended Gracemont High School in Edinburgh. . . performed for Scotland Under-18 Professional Youth team. . . turned professional at 16. . . and played for Heart of Midlothian for six years. . and Hibernian Football Club for one season before coming to United States. . . single.

TIERNEY'S MISL CAREER STATISTICS

Season	Team	GP	GL	A	PTS	MAG	GW	PIM	BL
81-82	Phoenix	40	4	11	15	0	3	12	--
82-83	Pho/GB	22	0	3	3	0	0	8	9
	Totals	62	4	14	18	0	3	20	9



GEOFF WALL

5-9 160 19 United States

17 Born in Tacoma. . . attended Ballard High School in Seattle. . . where he was team's leading scorer four years. . . and sparked Beavers to a pair of Metro league titles. . . member of Washington State Junior select team. . . drafted by Portland as first round selection in 1982. . . did not sign. . . and joined Seattle Sounders for 1983 outdoor campaign. . . member of United States National Youth team. . . and made ten appearances for national squad. . . single.



BRUCE SNELL

TRAINER

Served as assistant trainer for Phoenix in Major Indoor Soccer League last season. . .also worked with the St. Louis Cardinals football club in two training camps. . .and was head student trainer at the University of Washington from 1978 through 1980. . .received BA in Kinesiology from the University of Washington. . .and Masters of Science in Physical Therapy from Indiana Central University.

TICKET INFORMATION

TICKET OUTLETS

TACOMA DOME

Weekdays: 12-6 p.m.

Game Days: After 6 p.m.

THE BON

Tacoma Mall

Mon-Fri: 10 a.m.-8:30 p.m.

Sat: 10-6

Sun: 12-5

ALL TICKETMASTER OUTLETS

THE GOAL POST

25234 Pacific Hwy. So.
Kent

Weekdays: 10:30-7

Sat: 10-5 Sun: 12-4

J K SPORTS

202 E. Pioneer
Puyallup

Weekdays: 10-7

Sat: 9-5

CHARGE BY PHONE

Tacoma: 272-6817

Seattle: 628-0888

Toll Free in State: 1-800-562-4988

Ticket Information and Group Sales: 272-3944

TICKET PRICES

***Seating \$9.50

**Seating \$7.50

*Seating \$5.50

All students and seniors receive a \$1.00 discount in all price categories. All youth under 12 years receive a \$2.00 discount in all price categories.

THE OPPONENTS

BALTIMORE BLAST



Civic Center
201 W. Baltimore St.
Baltimore, MD 21201
General Manager Mitch Burke
Head Coach Kenny Cooper
Public Relations Mary Miklasz
(301) 727-5214
Team Colors Flaming Red-Orange and
Fiery Yellow
Arena Civic Center (11,685)
1982-83 Record W-30 L-18
1982-83 Finish 1st in East
1982-83 Playoff Record Lost in Finals
to San Diego, 3-2

BUFFALO STALLIONS



Buffalo Memorial Auditorium
Buffalo, NY 14202
General Manager Bill Farrell
Head Coach Luis Dabo
Public Relations Mike Shaw
Team Colors Red, black, silver and white
Arena Memorial Auditorium (16,307)
1982-83 Record W-22 L-26
1982-83 Finish 6th in East
1982-83 Playoff Record Did not qualify

CLEVELAND FORCE



34555 Chagrin Blvd. Phone: (216) 247-4740
 Moreland Hills, OH 44022 TWX: 810-427-9106
 Executive Vice President Scott Wolstein
 Head Coach Timo Liekoski
 Public Relations Tim Rogers
 Team Colors Blue and Yellow
 Arena Richfield Coliseum (17,083)
 1982-83 Record W-29 L-19
 1982-83 Finish 2nd in East
 1982-83 Playoff Record Lost to Baltimore in
 Semi-Finals, 3-2

KANSAS CITY COMETS



Kemper Arena Phone: (816) 421-7770
 1800 Genessee TWX: 910-771-0041
 Kansas City, MO 64102
 President Tracy Leiweke
 General Manager Tim Leiweke
 Head Coach Pat McBride
 Public Relations Don Pfannenstiel
 (816) 252-7455
 Team Colors Blue, Orange and White
 Arena Kemper Arena (15,925)
 1982-83 Record W-26 L-22
 1982-83 Finish 3rd (tie) in West
 1982-83 Playoff Record Lost to San Diego in
 Quarter-Finals, 2-0

LOS ANGELES LAZERS

LOS ANGELES



The Forum
P.O. Box 10
Inglewood, CA 90306

Phone: (213) 419-3179
TWX: 910-328-6133

President John Buss
Head Coach Peter Wall
Public Relations Bill MacDonald
Team Colors Purple and Gold
Arena The Forum (16,005)
1982-83 Record W-8 L-40
1982-83 Finish 7th in West
1982-83 Playoff Record Did not qualify

MEMPHIS AMERICANS



2771 Clarke Road
Memphis, TN 38115

Phone: (901) 795-7113
TWX: 810-795-7113

President Kyle Rote, Jr.
Head Coach Kyle Rote, Jr.
Public Relations Bob Brame
Team Colors Red, White and Blue
Arena Mid-South Coliseum (9,500)
1982-83 Record W-19 L-29
1982-83 Finish 7th in East
1982-83 Playoff Record Did not qualify

NEW YORK ARROWS



1101 Stewart Ave.
Garden City, NY 11530

Phone: (516) 222-0224
TWX: 510-222-5935

General Manager Tod Leiweke
Head Coach Dr. Joseph Machnik
Public Relations Sean McGrady
Team Colors Scarlet Red, Royal Blue
and White
Arena Nassau Coliseum (15,068)
1982-83 Record W-24 L-24
1982-83 Finish 4th (tie) in East
1982-83 Playoff Record Lost in Quarter-Finals
to Baltimore, 2-1

PHOENIX PRIDE




2303 N. Central Ave.
Phoenix, AZ 85004

Phone: (602) 257-0503
TWX: 910-950-0257

General Manager Ted Podleski
Head Coach Tony Simoes
Public Relations Jeremiah Enright
(602) 831-1684
Team Colors Royal Blue, Beige
and White
Arena Veterans Memorial Coliseum (13,500)
1982-83 Record W-24 L-24
1982-83 Finish 5th in West
1982-83 Playoff Record Did not qualify

PITTSBURGH SPIRIT



Civic Center	Phone: (412) 642-1803
Pittsburgh, PA 15219	TWX: 710-664-3081
General Manager	Chris Wright
Head Coach	John Kowalski
Public Relations	Len Komoroski (412) 922-2485
Team Colors	Black, Gold and White
Arena	Civic Arena (16,033)
1982-83 Record	W-24 L-24
1982-83 Finish	4th (tie) in East
1982-83 Playoff Record	Did not qualify

ST. LOUIS STEAMERS



212 N. Kirkwood	Phone: (314) 821-1111
Kirkwood, MO 63122	TWX: 910-760-1111
General Manager	Mike Sanger
Head Coach	Dave Clements
Public Relations	Kirk Rone (314) 843-3878
Team Colors	Cyan Blue, Royal Blue and White
Arena	Checkerdome (17,931)
1982-83 Record	W-26 L-22
1982-83 Finish	3rd (tie) in West
1982-83 Playoff Record	Lost to Wichita in Quarter-Finals, 2-1

WICHITA WINGS



114 S. Broadway
Wichita, KS 67202

Phone: (316) 262-3545
TWX: 910-741-0007

General Manager Bill Kentling
Head Coach Roy Turner
Public Relations Steve Shaad
Team Colors Orange, Gold
and Royal Blue
Arena Kansas Coliseum (9.681)
1982-83 Record W-27 L-21
1982-83 Finish 2nd in West
1982-83 Playoff Record Lost in Semi-Finals
to San Diego, 3-0

MISL PLAYOFF '84

1. The top four teams in each division qualify for MISL PLAYOFF '84.
2. In the best-of-five QUARTERFINAL Round, the first place finisher in each division meets the division's fourth place finisher, while the second and third place finishers contest. The teams with the higher regular season winning percentage have the extra home game, if necessary.
3. The winners of the quarterfinal round meet in a best-of-five SEMI-FINAL Round within their division. Again, the teams with the higher regular season winning percentage have the extra home game, if necessary.
4. The two semifinal winners advance to the best-of-seven CHAMPIONSHIP SERIES '84 and the team with the higher regular season winning percentage has the extra home game, if necessary.

1983/84 SCHEDULE

(all times local)

Game No.	Date	1983	Time
1.	Fri., Nov. 4	St. Louis at Memphis	7:35 pm
2.	Fri., Nov. 4	Wichita at Kansas City	8:05 pm
3.	Sat., Nov. 5	Baltimore at Buffalo	8:05 pm
4.	Sat., Nov. 5	Los Angeles at Tacoma	7:35 pm
5.	Sun., Nov. 6	Memphis at New York	5:05 pm
6.	Sun., Nov. 6	Pittsburgh at Cleveland	6:35 pm
7.	Sun., Nov. 6	Phoenix at St. Louis	7:05 pm
8.	Wed., Nov. 9	St. Louis at Tacoma	7:35 pm
9.	Thu., Nov. 10	New York at Baltimore	7:35 pm
10.	Sat., Nov. 12	Wichita at Buffalo	8:05 pm
11.	Sat., Nov. 12	New York at Pittsburgh	8:05 pm
12.	Sat., Nov. 12	Baltimore at Memphis	7:35 pm
13.	Sat., Nov. 12	Tacoma at Phoenix	7:35 pm
14.	Sun., Nov. 13	Cleveland at New York	5:05 pm
15.	Tue., Nov. 15	Kansas City at Phoenix	7:35 pm
16.	Wed., Nov. 16	Buffalo at Tacoma	7:35 pm
17.	Thu., Nov. 17	Pittsburgh at Memphis	7:35 pm
18.	Fri., Nov. 18	Baltimore at New York	8:05 pm
19.	Fri., Nov. 18	Cleveland at St. Louis	7:35 pm
20.	Fri., Nov. 18	Kansas City at Los Angeles	7:35 pm
21.	Sat., Nov. 19	Baltimore at Pittsburgh	2:05 pm
22.	Sat., Nov. 19	Cleveland at Wichita	7:35 pm
23.	Sat., Nov. 19	Buffalo at Phoenix	7:35 pm
24.	Sun., Nov. 20	Buffalo at Los Angeles	6:05 pm
25.	Tue., Nov. 22	Phoenix at Memphis	7:35 pm
26.	Wed., Nov. 23	Memphis at Buffalo	8:05 pm
27.	Wed., Nov. 23	Wichita at St. Louis	7:35 pm
28.	Wed., Nov. 23	Los Angeles at Kansas City	7:35 pm
29.	Wed., Nov. 23	Cleveland at Tacoma	7:35 pm
30.	Fri., Nov. 25	Wichita at New York	8:05 pm
31.	Fri., Nov. 25	Buffalo at Pittsburgh	8:05 pm
32.	Fri., Nov. 25	Baltimore at St. Louis	7:35 pm
33.	Fri., Nov. 25	Phoenix at Kansas City	7:35 pm
34.	Sat., Nov. 26	Los Angeles at Baltimore	7:35 pm
35.	Sat., Nov. 26	St. Louis at Buffalo	8:05 pm
36.	Sat., Nov. 26	Memphis at Cleveland	8:05 pm
37.	Sat., Nov. 26	Phoenix at Wichita	8:05 pm
38.	Tue., Nov. 29	Kansas City at Baltimore	7:35 pm
39.	Tue., Nov. 29	New York at Tacoma	7:35 pm
40.	Wed., Nov. 30	New York at Los Angeles	7:35 pm
41.	Fri., Dec. 2	Kansas City at Pittsburgh	8:05 pm
42.	Fri., Dec. 2	Cleveland at Memphis	7:35 pm
43.	Fri., Dec. 2	Tacoma at St. Louis	7:35 pm
44.	Sat., Dec. 3	New York at Phoenix	7:35 pm
45.	Sun., Dec. 4	Buffalo at Baltimore	2:05 pm
46.	Sun., Dec. 4	Tacoma at Wichita	6:05 pm
47.	Tue., Dec. 6	Tacoma at Cleveland	8:05 pm
48.	Fri., Dec. 9	Buffalo at New York	8:05 pm
49.	Fri., Dec. 9	Tacoma at Pittsburgh	8:05 pm
50.	Fri., Dec. 9	Baltimore at Memphis	7:35 pm
51.	Fri., Dec. 9	St. Louis at Kansas City	7:35 pm
52.	Fri., Dec. 9	Phoenix at Los Angeles	7:35 pm
53.	Sat., Dec. 10	Pittsburgh at Buffalo	8:05 pm
54.	Sat., Dec. 10	New York at Cleveland	8:05 pm
55.	Sat., Dec. 10	St. Louis at Wichita	7:35 pm
56.	Sun., Dec. 11	Tacoma at Baltimore	2:05 pm
57.	Wed., Dec. 14	Kansas City at St. Louis	7:35 pm
58.	Wed., Dec. 14	Wichita at Tacoma	7:35 pm
59.	Thu., Dec. 15	Buffalo at Pittsburgh	7:35 pm
60.	Fri., Dec. 16	Cleveland at Baltimore	7:35 pm
61.	Fri., Dec. 16	Memphis at New York	8:05 pm
62.	Fri., Dec. 16	Los Angeles at Phoenix	7:35 pm
63.	Sat., Dec. 17	Memphis at Cleveland	8:05 pm

64.	Sat., Dec. 17	Buffalo at Kansas City	7:35 pm
65.	Sat., Dec. 17	Wichita at Los Angeles	7:35 pm
66.	Sat., Dec. 17	Phoenix at Tacoma	7:35 pm
67.	Tue., Dec. 20	New York at Memphis	7:35 pm
68.	Tue., Dec. 20	Pittsburgh at Tacoma	7:35 pm
69.	Thu., Dec. 22	Pittsburgh at Los Angeles	7:35 pm
70.	Fri., Dec. 23	Cleveland at Buffalo	8:05 pm
71.	Fri., Dec. 23	New York at St. Louis	7:35 pm
72.	Fri., Dec. 23	Kansas City at Wichita	7:35 pm
73.	Fri., Dec. 23	Pittsburgh at Phoenix	7:35 pm
74.	Mon., Dec. 26	Baltimore at Cleveland	8:05 pm
75.	Mon., Dec. 26	Los Angeles at St. Louis	7:35 pm
76.	Mon., Dec. 26	Wichita at Kansas City	8:05 pm
77.	Tue., Dec. 27	Los Angeles at Wichita	7:35 pm
78.	Wed., Dec. 28	Cleveland at New York	8:05 pm
79.	Wed., Dec. 28	Baltimore at Buffalo	8:05 pm
80.	Wed., Dec. 28	Kansas City at Tacoma	7:35 pm
81.	Thu., Dec. 29	Memphis at Pittsburgh	7:35 pm
82.	Thu., Dec. 29	St. Louis at Phoenix	7:35 pm
83.	Thu., Dec. 29	Kansas City at Los Angeles	7:35 pm
84.	Fri., Dec. 30	Pittsburgh at Baltimore	7:35 pm
85.	Fri., Dec. 30	Memphis at Buffalo	8:05 pm
86.	Fri., Dec. 30	New York at Cleveland	8:05 pm
87.	Fri., Dec. 30	Wichita at St. Louis	7:35 pm

1984

88.	Mon., Jan. 2	St. Louis at New York	5:05 pm
89.	Wed., Jan. 4	Memphis at Kansas City	7:35 pm
90.	Fri., Jan. 6	Buffalo at Baltimore	7:35 pm
91.	Fri., Jan. 6	St. Louis at Cleveland	8:05 pm
92.	Fri., Jan. 6	Wichita at Pittsburgh	8:05 pm
93.	Fri., Jan. 6	Tacoma at Kansas City	7:35 pm
94.	Sat., Jan. 7	Los Angeles at Buffalo	8:05 pm
95.	Sat., Jan. 7	Phoenix at St. Louis	7:35 pm
96.	Sat., Jan. 7	Tacoma at Wichita	8:05 pm
97.	Sun., Jan. 8	Memphis at Baltimore	2:05 pm
98.	Sun., Jan. 8	Phoenix at New York	7:05 pm
99.	Tue., Jan. 10	Los Angeles at Memphis	7:35 pm
100.	Fri., Jan. 13	Los Angeles at New York	8:05 pm
101.	Fri., Jan. 13	Kansas City at Cleveland	8:05 pm
102.	Fri., Jan. 13	Wichita at Memphis	7:35 pm
103.	Fri., Jan. 13	Baltimore at St. Louis	7:35 pm
104.	Sat., Jan. 14	Kansas City at Buffalo	8:05 pm
105.	Sat., Jan. 14	Tacoma at Phoenix	7:35 pm
106.	Sun., Jan. 15	Pittsburgh at New York	2:05 pm
107.	Sun., Jan. 15	Baltimore at Wichita	3:05 pm
108.	Sun., Jan. 15	Los Angeles at Cleveland	6:35 pm
109.	Tue., Jan. 17	Pittsburgh at Memphis	7:35 pm
110.	Tue., Jan. 17	St. Louis at Tacoma	7:35 pm
111.	Wed., Jan. 18	Baltimore at Phoenix	7:35 pm
112.	Thu., Jan. 19	New York at Wichita	7:35 pm
113.	Thu., Jan. 19	Baltimore at Los Angeles	7:35 pm
114.	Fri., Jan. 20	Buffalo at Cleveland	8:05 pm
115.	Sat., Jan. 21	Memphis at Pittsburgh	2:05 pm
116.	Sat., Jan. 21	St. Louis at Los Angeles	2:05 pm
117.	Sat., Jan. 21	Cleveland at Buffalo	8:05 pm
118.	Sat., Jan. 21	New York at Kansas City	7:35 pm
119.	Sat., Jan. 21	Phoenix at Wichita	7:35 pm
120.	Sat., Jan. 21	Baltimore at Tacoma	7:35 pm
121.	Wed., Jan. 25	Pittsburgh at Baltimore	7:35 pm
122.	Wed., Jan. 25	Buffalo at St. Louis	7:35 pm
123.	Wed., Jan. 25	Phoenix at Kansas City	7:35 pm
124.	Wed., Jan. 25	New York at Tacoma	7:35 pm
125.	Thu., Jan. 26	St. Louis at Wichita	7:35 pm
126.	Fri., Jan. 27	Cleveland at Baltimore	7:35 pm
127.	Fri., Jan. 27	Kansas City at New York	8:05 pm
128.	Fri., Jan. 27	Phoenix at Pittsburgh	8:05 pm
129.	Fri., Jan. 27	Buffalo at Memphis	7:35 pm
130.	Fri., Jan. 27	Tacoma at Los Angeles	7:35 pm

131.	Sat., Jan. 28	Memphis at Kansas City	7:35 pm
132.	Sat., Jan. 28	Wichita at Tacoma	7:35 pm
133.	Sun., Jan. 29	Phoenix at Buffalo	1:35 pm
134.	Sun., Jan. 29	Baltimore at Pittsburgh	2:05 pm
135.	Sun., Jan. 29	Los Angeles at St. Louis	2:05 pm
136.	Wed., Feb. 1	Tacoma at Memphis	7:35 pm
137.	Wed., Feb. 1	Wichita at Los Angeles	7:35 pm
138.	Fri., Feb. 3	Tacoma at Pittsburgh	8:05 pm
139.	Fri., Feb. 3	Cleveland at Memphis	7:35 pm
140.	Fri., Feb. 3	Kansas City at St. Louis	7:35 pm
141.	Sat., Feb. 4	New York at Baltimore	7:35 pm
142.	Sat., Feb. 4	Wichita at Phoenix	7:35 pm
143.	Sun., Feb. 5	Tacoma at Buffalo	1:35 pm
144.	Sun., Feb. 5	St. Louis at Kansas City	2:05 pm
145.	Sun., Feb. 5	Pittsburgh at Los Angeles	2:05 pm
146.	Sun., Feb. 5	Baltimore at Cleveland	6:35 pm
147.	Tue., Feb. 7	Los Angeles at Wichita	7:35 pm
148.	Wed., Feb. 8	New York at Buffalo	8:05 pm
149.	Wed., Feb. 8	Pittsburgh at Phoenix	7:35 pm
150.	Wed., Feb. 8	Memphis at Tacoma	7:35 pm
151.	Thu., Feb. 9	Los Angeles at Cleveland	8:05 pm
152.	Fri., Feb. 10	Wichita at Baltimore	7:35 pm
153.	Fri., Feb. 10	Los Angeles at New York	8:05 pm
154.	Fri., Feb. 10	Cleveland at Pittsburgh	8:05 pm
155.	Fri., Feb. 10	Tacoma at Kansas City	7:35 pm
156.	Fri., Feb. 10	Memphis at Phoenix	7:35 pm
157.	Sun., Feb. 12	Baltimore at New York	2:05 pm
158.	Sun., Feb. 12	Tacoma at St. Louis	2:05 pm
159.	Sun., Feb. 12	Los Angeles at Pittsburgh	2:05 pm
160.	Sun., Feb. 12	Wichita at Cleveland	6:35 pm
161.	Wed., Feb. 15	ALL-STAR GAME St. Louis	
162.	Fri., Feb. 17	St. Louis at Baltimore	7:35 pm
163.	Fri., Feb. 17	Phoenix at Cleveland	8:05 pm
164.	Fri., Feb. 17	Los Angeles at Kansas City	7:35 pm
165.	Fri., Feb. 17	Pittsburgh at Wichita	7:35 pm
166.	Sun., Feb. 19	Phoenix at Buffalo	1:35 pm
167.	Sun., Feb. 19	Memphis at Baltimore	2:05 pm
168.	Sun., Feb. 19	Pittsburgh at St. Louis	2:05 pm
169.	Sun., Feb. 19	New York at Kansas City	2:05 pm
170.	Sun., Feb. 19	Tacoma at Los Angeles	6:05 pm
171.	Wed., Feb. 22	Pittsburgh at New York	8:05 pm
172.	Wed., Feb. 22	Buffalo at Tacoma	7:35 pm
173.	Thu., Feb. 23	Cleveland at Pittsburgh	7:35 pm
174.	Thu., Feb. 23	St. Louis at Phoenix	7:35 pm
175.	Fri., Feb. 24	New York at Buffalo	8:05 pm
176.	Fri., Feb. 24	Kansas City at Cleveland	8:05 pm
177.	Fri., Feb. 24	Memphis at Wichita	7:35 pm
178.	Sat., Feb. 25	Wichita at Baltimore	7:35 pm
179.	Sat., Feb. 25	Pittsburgh at Kansas City	7:35 pm
180.	Sat., Feb. 25	Tacoma at Phoenix	7:35 pm
181.	Sat., Feb. 25	St. Louis at Los Angeles	7:35 pm
182.	Sun., Feb. 26	Memphis at Cleveland	6:35 pm
183.	Tue., Feb. 28	Wichita at Buffalo	8:05 pm
184.	Wed., Feb. 29	Buffalo at New York	8:05 pm
185.	Wed., Feb. 29	Phoenix at Los Angeles	7:35 pm
186.	Wed., Feb. 29	St. Louis at Tacoma	7:35 pm
187.	Thu., March 1	Kansas City at Baltimore	7:35 pm
188.	Fri., March 2	New York at Pittsburgh	8:05 pm
189.	Fri., March 2	Baltimore at Memphis	7:35 pm
190.	Fri., March 2	Wichita at St. Louis	7:35 pm
191.	Fri., March 2	Buffalo at Kansas City	7:35 pm
192.	Fri., March 2	Cleveland at Phoenix	7:35 pm
193.	Sat., March 3	Los Angeles at Tacoma	7:35 pm
194.	Sun., March 4	New York at Baltimore	2:05 pm
195.	Sun., March 4	St. Louis at Pittsburgh	2:05 pm
196.	Sun., March 4	Buffalo at Memphis	2:05 pm
197.	Sun., March 4	Kansas City at Wichita	3:05 pm
198.	Sun., March 4	Cleveland at Los Angeles	6:05 pm
199.	Tue., March 6	Tacoma at Memphis	7:35 pm
200.	Wed., March 7	Cleveland at Kansas City	7:35 pm

201.	Thu., March 8	Buffalo at Baltimore	7:35 pm
202.	Thu., March 8	Los Angeles at Phoenix	7:35 pm
203.	Fri., March 9	Tacoma at New York	8:05 pm
204.	Fri., March 9	Cleveland at St. Louis	7:35 pm
205.	Sat., March 10	Tacoma at Baltimore	7:35 pm
206.	Sat., March 10	Memphis at Pittsburgh	8:05 pm
207.	Sat., March 10	Kansas City at Phoenix	7:35 pm
208.	Sun., March 11	Pittsburgh at Buffalo	1:35 pm
209.	Sun., March 11	New York at St. Louis	2:05 pm
210.	Sun., March 11	Cleveland at Wichita	3:05 pm
211.	Sun., March 11	Kansas City at Los Angeles	2:05 pm
212.	Tue., March 13	New York at Memphis	7:35 pm
213.	Wed., March 14	Baltimore at Pittsburgh	7:35 pm
214.	Wed., March 14	Kansas City at Tacoma	7:35 pm
215.	Thu., March 15	Phoenix at Cleveland	8:05 pm
216.	Fri., March 16	Baltimore at New York	8:05 pm
217.	Fri., March 16	Memphis at St. Louis	7:35 pm
218.	Fri., March 16	Kansas City at Wichita	7:35 pm
219.	Fri., March 16	Buffalo at Los Angeles	7:35 pm
220.	Sat., March 17	Phoenix at Baltimore	7:35 pm
221.	Sat., March 17	Pittsburgh at Cleveland	8:05 pm
222.	Sun., March 18	Buffalo at Wichita	3:05 pm
223.	Sun., March 18	Phoenix at New York	7:05 pm
224.	Tue., March 20	Cleveland at Buffalo	8:05 pm
225.	Wed., March 21	Phoenix at St. Louis	7:35 pm
226.	Wed., March 21	Wichita at Los Angeles	7:35 pm
227.	Thu., March 22	Kansas City at Pittsburgh	7:35 pm
228.	Fri., March 23	New York at Buffalo	8:05 pm
229.	Fri., March 23	Baltimore at Kansas City	7:35 pm
230.	Fri., March 23	Memphis at Phoenix	7:35 pm
231.	Sat., March 24	Memphis at Los Angeles	2:05 pm
232.	Sat., March 24	Buffalo at Cleveland	8:05 pm
233.	Sat., March 24	St. Louis at Wichita	7:35 pm
234.	Sat., March 24	Phoenix at Tacoma	7:35 pm
235.	Sun., March 25	Pittsburgh at New York	2:05 pm
236.	Sun., March 25	St. Louis at Kansas City	2:05 pm
237.	Tue., March 27	Pittsburgh at Buffalo	8:05 pm
238.	Tue., March 27	Los Angeles at Memphis	7:35 pm
239.	Wed., March 28	Los Angeles at Kansas City	7:35 pm
240.	Wed., March 28	Baltimore at Phoenix	7:35 pm
241.	Wed., March 28	Wichita at Tacoma	7:35 pm
242.	Fri., March 30	Cleveland at New York	8:05 pm
243.	Fri., March 30	St. Louis at Pittsburgh	8:05 pm
244.	Fri., March 30	Buffalo at Memphis	7:35 pm
245.	Fri., March 30	Tacoma at Kansas City	7:35 pm
246.	Fri., March 30	Wichita at Phoenix	7:35 pm
247.	Fri., March 30	Baltimore at Los Angeles	7:35 pm
248.	Sun., April 1	St. Louis at Buffalo	1:35 pm
249.	Sun., April 1	Kansas City at Memphis	2:05 pm
250.	Sun., April 1	Pittsburgh at Wichita	2:35 pm
251.	Tue., April 3	Memphis at Wichita	7:35 pm
252.	Wed., April 4	Buffalo at New York	8:05 pm
253.	Wed., April 4	Pittsburgh at Cleveland	8:05 pm
254.	Wed., April 4	Phoenix at Tacoma	7:35 pm
255.	Thu., April 5	Phoenix at Los Angeles	7:35 pm
256.	Fri., April 6	Cleveland at Baltimore	7:35 pm
257.	Fri., April 6	Buffalo at Pittsburgh	8:05 pm
258.	Fri., April 6	New York at Memphis	7:35 pm
259.	Fri., April 6	Tacoma at St. Louis	7:35 pm
260.	Sat., April 7	Baltimore at Buffalo	8:05 pm
261.	Sat., April 7	Tacoma at Wichita	7:35 pm
262.	Sat., April 7	Kansas City at Phoenix	7:35 pm
263.	Sun., April 8	New York at Pittsburgh	2:05 pm
264.	Sun., April 8	St. Louis at Memphis	2:05 pm
265.	Tue., April 10	Cleveland at Tacoma	7:35 pm
266.	Wed., April 11	Wichita at Kansas City	7:35 pm
267.	Wed., April 11	Los Angeles at Phoenix	7:35 pm
268.	Thu., April 12	Tacoma at Los Angeles	7:35 pm
269.	Fri., April 13	Wichita at New York	8:05 pm
270.	Fri., April 13	Phoenix at Kansas City	7:35 pm

271.	Sat., April 14	Memphis at Buffalo	8:05 pm
272.	Sat., April 14	Cleveland at Pittsburgh	8:05 pm
273.	Sat., April 14	Kansas City at St. Louis	7:35 pm
274.	Sat., April 14	Los Angeles at Tacoma	7:35 pm
275.	Sun., April 15	Memphis at New York	2:05 pm
276.	Sun., April 15	Phoenix at Wichita	3:05 pm
277.	Sun., April 15	Baltimore at Cleveland	6:35 pm
278.	Mon., April 16	St. Louis at Los Angeles	7:35 pm
279.	Tue., April 17	Cleveland at Memphis	7:35 pm
280.	Thu., April 19	Pittsburgh at Baltimore	7:35 pm
281.	Thu., April 19	Buffalo at Cleveland	8:05 pm
282.	Thu., April 19	Los Angeles at Wichita	7:35 pm
283.	Thu., April 19	St. Louis at Phoenix	7:35 pm
284.	Fri., April 20	Pittsburgh at Memphis	7:35 pm
285.	Sat., April 21	Memphis at Baltimore	7:35 pm
286.	Sat., April 21	New York at Cleveland	8:05 pm
287.	Sat., April 21	Los Angeles at St. Louis	7:35 pm
288.	Sat., April 21	Wichita at Phoenix	7:35 pm
289.	Sat., April 21	Kansas City at Tacoma	7:35 pm

MEDIA CREDENTIALS

Space in the Stars working media area is limited and it is necessary to restrict access to those who are directly involved in the coverage of the game.

Priority will be given to daily newspapers, wire services, television stations and radio stations from the local area as well as visiting newspapers, radio broadcast originations and television originations.

Those wishing credentials on an individual game basis should contact the Stars Public Relations Department at least 24 hours in advance of the game.


PHOTOGRAPHERS

Credentials for photographers will be restricted to those involved in actual coverage for newspapers, wire services, national publications and television stations. Due to limited shooting areas, credentials will not be issued to free-lance photographers unless they have a specific assignment from a recognized media source.

TACOMA DOME

World's Largest Wood-Domed Structure

Opened: April, 1983
Cost: \$44 million
The facility is 15 stories high and 530 feet in diameter, making the Tacoma Dome the largest public building of its kind between San Francisco and Seattle.



The logo for the Tacoma Stars features a stylized five-pointed star with a red outline and a red-to-orange gradient fill. The word "Tacoma" is written in a red, italicized, sans-serif font, positioned to the right of the star. Below "Tacoma", the word "Stars" is written in a large, bold, dark blue, italicized, sans-serif font.

Printed By:
J & D PRINTING, INC.
TACOMA, WASHINGTON 98402